
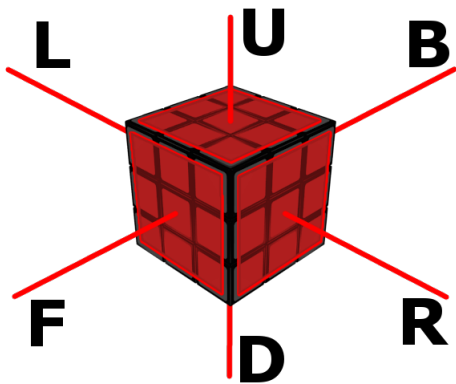


3x3x3 cube: Notation




Faces




The faces are surfaces that contain 9 stickers.
There are 6 faces.

Centers




The centers are the stickers that define the color of the faces.

Edges



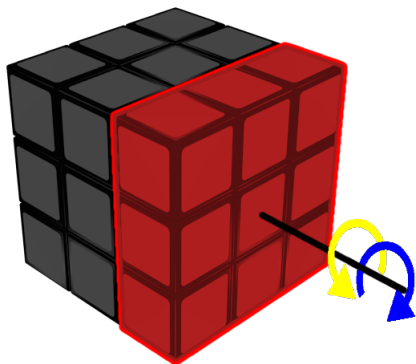
The edges are the pieces that contain 2 stickers.
There are 12 edges.

Corners



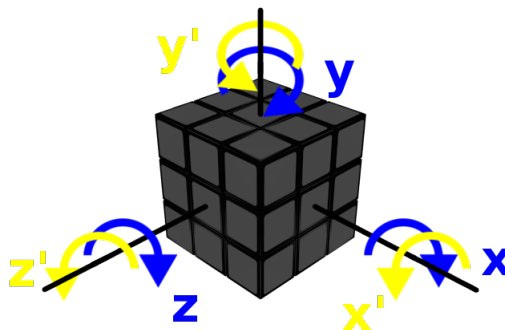
The corners are the pieces that contain 3 stickers.
There are 8 corners.

Turns



The **blue arrow** indicates **clockwise turn**.
We write the letter of the face.
Example: R
The **yellow arrow** indicates **counterclockwise turn**. When we do the movement we write the letter of the face and an apostrophe.
Example: R'
The last type is the double turn. In this case we write the letter and a number "2".
Example: R2

Rotations



The **blue arrow** indicates **clockwise turn**.
We write the letter of the axis.
Example: x
The **yellow arrow** indicates **counterclockwise turn**. When we do the movement we write the letter of the axis and an apostrophe.
Example: x'
To indicate a double turn, we write the letter of the axis and a number "2".
Example: x2

This guide and much more at:

www.iberorubik.com