
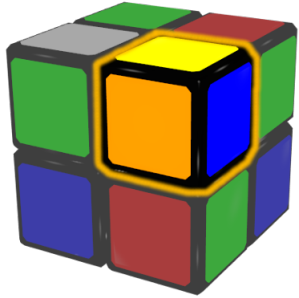


## 2x2x2 cube: Notation



## Parts of the cube

The 2x2x2 cube has just corners, composed of three colours.



## Colors of the cube

The standard configuration of colours in a 2x2x2 cube is this:



A way to remember it is:

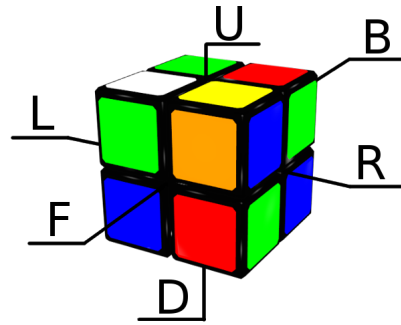
- Light colours, opposite (white-yellow)
- Warm colours, opposite (red-orange)
- Cool colours, opposite (green-blue)

Sometimes, some of these colours are replaced:

- White → Black
- Orange → Purple

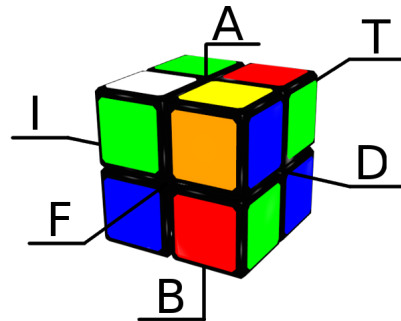
## English notation

U → top face  
F → front face  
R → right face  
B → back face  
L → left face  
D → lower face



## Spanish notation

A → top face  
F → front face  
D → right face  
T → back face  
I → left face  
B → lower face

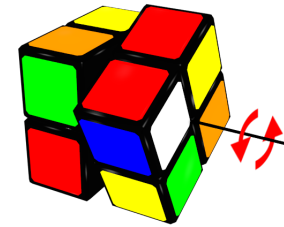


## Movements of the faces

Clockwise or counterclockwise? To know that, look in front of the face that is turning. Three types of turns:

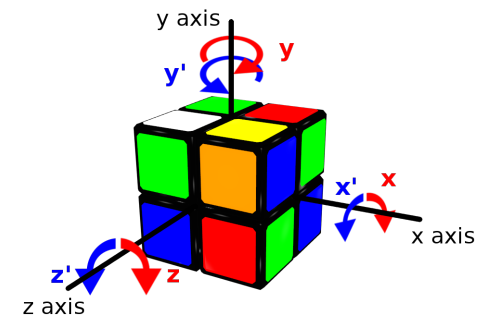
- Clockwise turn: Indicated with the letter of the face turning: U, B, L...
- Counterclockwise turn: Indicated with the letter of the face turning, and an apostrophe: U', B', L'...
- Double turn: Indicated with the letter of the face turning, followed by a 2: U2, B2, L2...

This movement would be R' in English, or D' in Spanish:



## Movements of the whole cube

Like the faces, there can be clockwise turns (x, y, z), counterclockwise turns (x', y', z') and double turns (x2, y2, z2).



**This guide and much more at:**

**[www.iberorubik.com](http://www.iberorubik.com)**